

CESAB CE100-300 1.0 – 3.0 tonne

Hand Pallet Trucks



Truck Specifications



CESAB

CESAB CE230/O/Q/X/U Truck Specifications

IDENTIFICATION				
1.1	Manufacturer		CESAB	CESAB
1.2	Model		CE230/O/Q/X	CE230U
1.4	Operator type		Hand	Hand
1.5	Load capacity/rated load	Q	[kg]	2300
1.6	Load centre	c	[mm]	600
1.8	Load distance, centre of support arm wheel to face of forks	x	[mm]	945
1.9	Wheelbase	y	[mm]	1170
WEIGHT				
2.1	Service weight		[kg]	63
2.2	Axle load, with load, steer/fork wheel		[kg]	375/805
2.3	Axle load, without load, steer/fork wheel		[kg]	20/10
WHEELS				
3.1	Steer/fork wheel		Nylon* (X: Powerthane*)/Nylon*	Nylon*/Nylon*
3.2	Wheel size, front		[mm]	Ø175x60
3.3	Wheel size, rear		[mm]	Ø85x100 (Ø85x75 ¹⁾)
3.5	Wheels, number front/rear			2/2*
3.6	Track width, front	b ₁₀	[mm]	132
3.7	Track width, rear	b ₁₁	[mm]	364
DIMENSIONS				
4.4	Lift	h ₃	[mm]	115
	Lift height	h ₂₃	[mm]	190
4.9	Height of tiller in drive position, max.	h ₁₄	[mm]	1220
4.15	Height, fork lowered	h ₁₃	[mm]	85
4.19	Overall length	l ₁	[mm]	1500
4.20	Length to face of forks	l ₂	[mm]	365
4.21	Overall width	b ₁	[mm]	520
4.22	Fork dimensions	s/e/l	[mm]	45/156/1150*
4.25	Width over forks	b ₅	[mm]	520*
4.32	Ground clearance, centre of wheelbase	m ₂	[mm]	40
4.33	Aisle width for pallets 1000 x 1200 crossways	A _{st}	[mm]	1525
4.34	Aisle width for pallets 800 x 1200 lengthways	A _{st}	[mm]	1725
4.35	Turning radius	W _a	[mm]	1370

Truck performance and dimensions are nominal and subject to tolerances.
Specifications are subject to change without notice

¹⁾ Bogie fork wheels

* Further alternatives are available and will produce other values



CESAB CE200L – CE200ST – CE300 Truck Specifications

IDENTIFICATION						
1.1	Manufacturer		CESAB	CESAB	CESAB	
1.2	Model		CE200L	CE200ST	CE300	
1.4	Operator type		Hand	Hand	Hand	
1.5	Load capacity/rated load	Q	[kg]	2000	2000	3000
1.6	Load centre	c	[mm]	600	600	600
1.8	Load distance, centre of support arm wheel to face of forks	x	[mm]	945	940	970
1.9	Wheelbase	y	[mm]	1170	1170	1185
WEIGHT						
2.1	Service weight		[kg]	63	70	105
2.2	Axle load, with load, steer/fork wheel		[kg]	375/805	375/805	489/1050
2.3	Axle load, without load, steer/fork wheel		[kg]	20/10	20/10	26/13
WHEELS						
3.1	Steer/fork wheel			Nylon*/Nylon*	Nylon/Nylon	Nylon*/Nylon*
3.2	Wheel size, front		[mm]	Ø140x60	Ø175x60	Ø175x60
3.3	Wheel size, rear		[mm]	Ø55x100 (Ø55x75 ¹⁾)	Ø85x100 (Ø85x75 ¹⁾)	Ø85x75
3.5	Wheels, number front/rear			2/2*	2/2*	2/4
3.6	Track width, front	b ₁₀	[mm]	132	132	132
3.7	Track width, rear	b ₁₁	[mm]	364	364	340
DIMENSIONS						
4.4	Lift	h ₃	[mm]	70	115	115
	Lift height	h ₂₃	[mm]	125	200	200
4.9	Height of tiller in drive position, max.	h ₁₄	[mm]	1202	1220	1220
4.15	Height, fork lowered	h ₁₃	[mm]	55	85	85
4.19	Overall length	l ₁	[mm]	1500	1520	1510
4.20	Length to face of forks	l ₂	[mm]	365	370	365
4.21	Overall width	b ₁	[mm]	520	520	520
4.22	Fork dimensions	s/e/l	[mm]	45/156/1150*	45/156/1150	45/175/1150*
4.25	Width over forks	b ₅	[mm]	520*	520*	520*
4.32	Ground clearance, centre of wheelbase	m ₂	[mm]	10	40	40
4.33	Aisle width for pallets 1000 x 1200 crossways	A _{st}	[mm]	1525	1525	1540
4.34	Aisle width for pallets 800 x 1200 lengthways	A _{st}	[mm]	1725	1725	1740
4.35	Turning radius	W _a	[mm]	1370	1370	1385

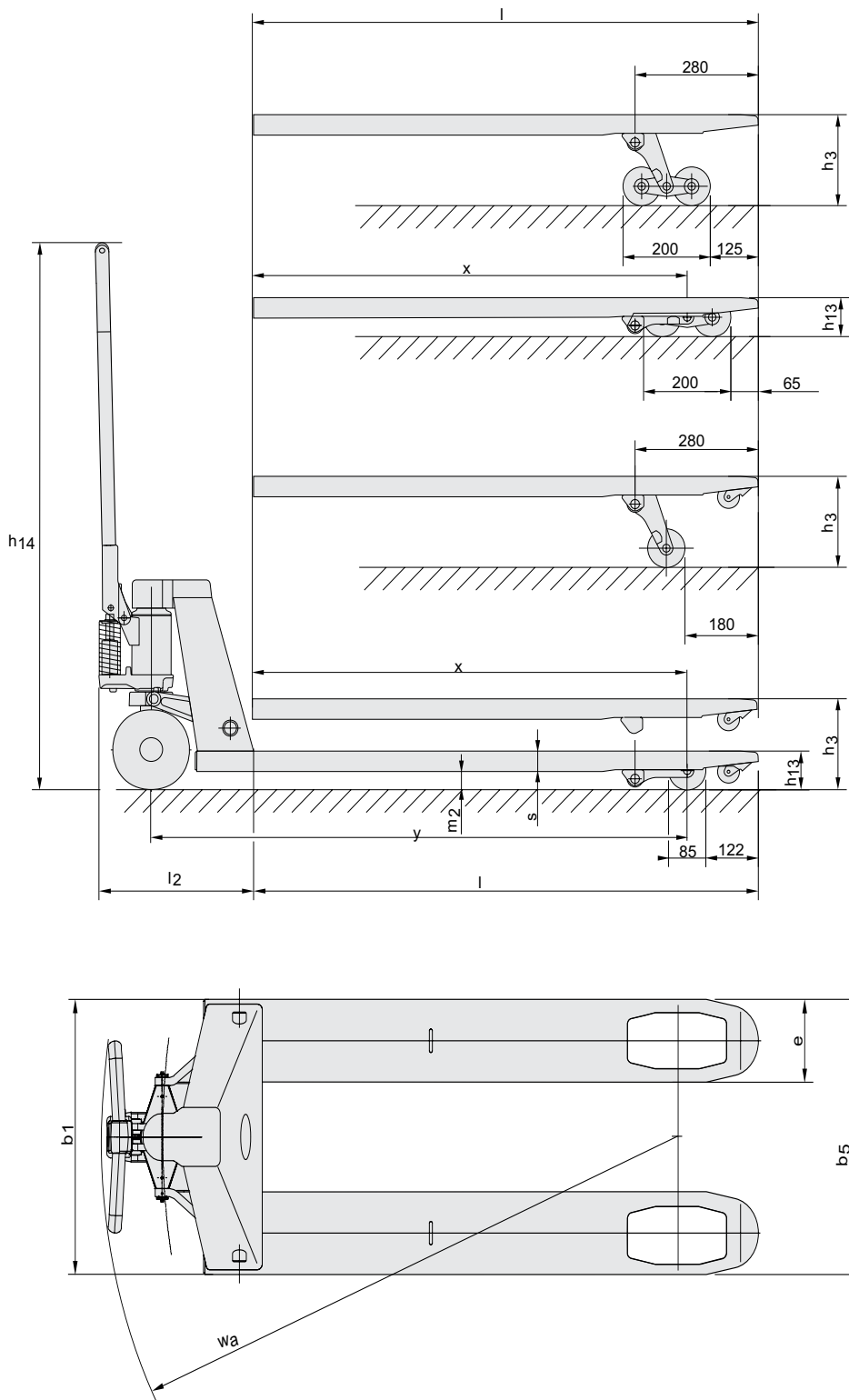
Truck performance and dimensions are nominal and subject to tolerances. Specifications are subject to change without notice

¹⁾ Bogie fork wheels

^{*}) Further alternatives are available and will produce other values



CESAB Dimensional Drawings



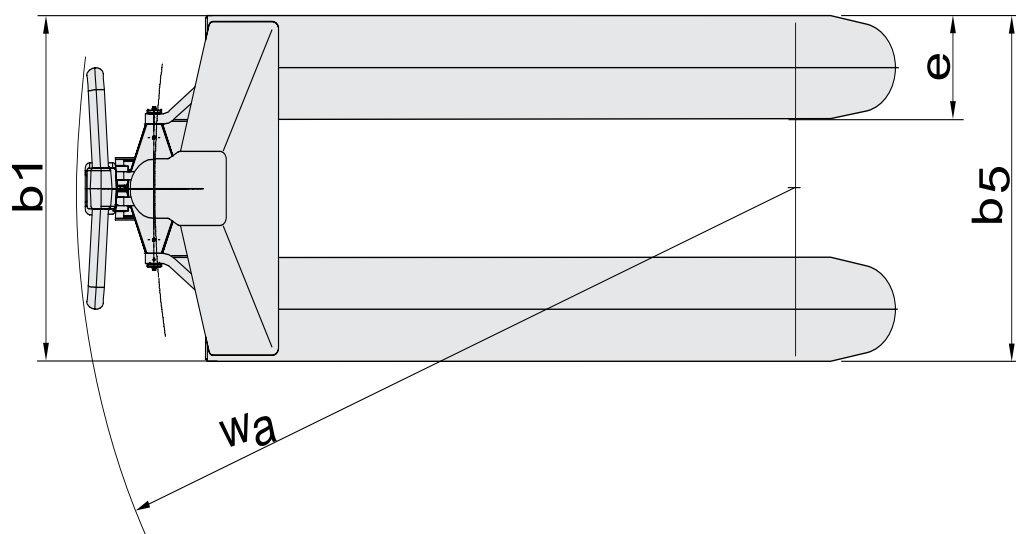
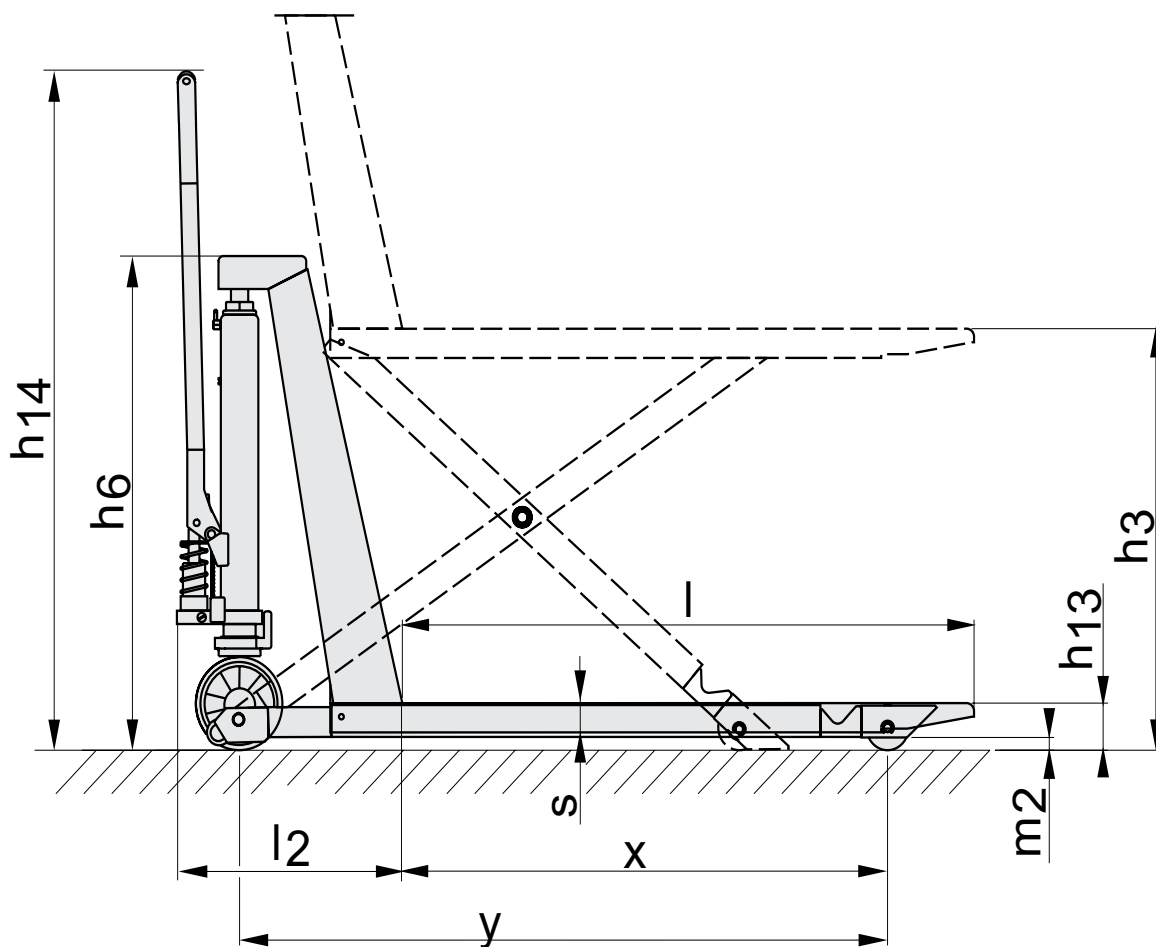
CESAB H210-H210E Truck Specifications

IDENTIFICATION				
1.1	Manufacturer		CESAB	CESAB
1.2	Model		H210	H210E
1.4	Operator type		Hand	Hand
1.5	Load capacity/rated load	Q	[kg]	1000
1.6	Load centre	c	[mm]	600
1.8	Load distance, centre of support arm wheel to face of forks	x	[mm]	1013
1.9	Wheelbase	y	[mm]	1343
WEIGHT				
2.1	Service weight		[kg]	118
2.2	Axle load, with load, steer/support arm wheel		[kg]	195/366
2.3	Axle load, without load, steer/support arm wheel		[kg]	41/20
WHEELS				
3.1	Steer/fork wheel			Nylon
3.2	Wheel size, front		[mm]	Ø175x58
3.3	Wheel size, rear		[mm]	Ø75x77
3.5	Wheels, number front/rear			2/2
3.6	Track width, front	b ₁₀	[mm]	130
3.7	Track width, rear	b ₁₁	[mm]	450
DIMENSIONS				
4.4	Lift	h ₃	[mm]	713
	Lift height	h ₂₃	[mm]	800
4.9	Height of tiller in drive position, max.	h ₁₄	[mm]	1223
4.15	Height, fork lowered	h ₁₃	[mm]	87
4.19	Overall length	l ₁	[mm]	1647
4.20	Length to face of forks	l ₂	[mm]	468
4.21	Overall width	b ₁	[mm]	560
4.22	Fork dimensions	s/e/l	[mm]	50/156/1190
4.25	Width over forks	b ₅	[mm]	560
4.32	Ground clearance, centre of wheelbase	m ₂	[mm]	19
4.34	Aisle width for pallets 800 x 1200 lengthways	A _{st}	[mm]	1909
4.35	Turning radius	W _e	[mm]	1522
ELECTRIC MOTOR				
6.2	Lift motor rating at S3 15%		[kW]	-
6.4	Battery voltage, nominal capacity K5		[V/Ah]	-
6.5	Battery weight		[kg]	23

Truck performance and dimensions are nominal and subject to tolerances.
Specifications are subject to change without notice

*) Further alternatives are available and will produce other values





The data in this specification sheet was determined based on our standard testing conditions. Operating performance may vary depending on the actual specification and condition of the truck as well as the condition of the operating area. Availability and specifications are determined regionally and are subject to change without notice. Please consult your authorised CESAB dealership for further details. SPEC_CET100-300_EN_2014 / P&B CE100-300 V4 EN – Copyright CESAB Material Handling Europe.

